

Meetings and Studies

David Perez-Meza, MD Mexico City, Mexico DrDavidPM@permanenthairsolutions.com




Kudos to Dr. Francisco Jimenez (Chairman) and the CME Committee for an excellent didactic meeting. Also, congratulations to all the speakers and workshop directors.

Donor harvesting with FUE technique has been a hot topic for doctors and patients in the past few years, and a 4-hour hands-on workshop was included in the program with great success. Also presented at the meeting were the hottest topics in hair research including new hair loss therapies and finasteride—what is fiction and what is reality? The “How I do it” video session was well received and included several sessions about donor harvesting with donor strip and FUE.

For the first time at our annual meeting, a session on OPERATION RESTORE was included and several difficult cases were presented. The OPERATION RESTORE patients have a double challenge for us: the physical and the mental damage. Happy patients were shown with great results that have changed their lives forever.

We are indebted to Drs. Mel Mayer, Henrique Radwanski, and Parsa Mohebi for providing summaries of the meeting, I really advise you to read them to refresh yourself on the very interesting topics and concepts presented.

Day-by-day review of the 2012 ISHRS 20th Annual Scientific Meeting



THURSDAY/OCTOBER 18, 2012

Melvin L. Mayer, MD San Diego, California, USA mayer4sd4@aol.com

Following a successful Newcomer's Orientation Breakfast led by Dr. Paul Cotterill emphasizing the importance of new members to our Society, Program Chair Dr. Francisco Jimenez opened the first session. He welcomed and encouraged the 20-year veterans as well as the new members to become part of the hair transplantation family of the ISHRS. He outlined several important methods to get the most out of the Annual Scientific Meeting and introduced our seasoned President, Dr. Jennifer Martinick.

Dr. Martinick emphasized the challenges and great opportunities in the field of Hair Transplantation. She advocated and emphasized the extreme importance of maintaining the highest of ethical standards. She introduced the Advances in Hair Biology Lecture by Dr. Bruce Morgan, Associate Professor of Dermatology, Harvard Medical School, “From stem to hair: deciphering and exploiting the instruction set that guides follicle regeneration.”

Much of Dr. Morgan's research on the mechanism that regulates hair growth and cycling has focused on the keratinocyte stem cells and their progeny using mouse genetic models that allow manipulation of DP cell numbers in otherwise healthy follicles *in vivo*. His research team showed that DP cell number dictates both hair follicle size and shaft morphology and he discussed potential applications in hair restoration.

Next, Dr. Melvin Mayer moderated Research Presentations. The difficult topic in hair restoration surgery, “How to critically evaluate research and tips and resources to design, conduct, and publish a scientific study in hair restoration” was presented by Dr. Marco Barusco.



The Bahamian Police Marching Band kicked off the meeting.

Some of the points that were stressed included: adequate study design; IRB approval; detailed, reproducible data collection process and methods; and honest data analysis. Also stressed was the report of results and conclusions solely based on results.

Dr. Ratchathorn Panchaprateep spoke on the effects of Williams E Media used as a storage solution to enhance graft survival in comparison to normal saline. She demonstrated in this 1-patient study that graft production can be increased by 20-30% with the use of Williams E solution.

Dr. Michael Beehner presented an interesting study comparing recipient site angle variation related to hair production percentage. This again was a single case study and it showed that the grafts that were placed in the acute angle sites compared to the 90-degree sites had 20% poorer production, but they looked thicker because of the shingling effect.


Dr. Brad Wolf presented a study evaluating hair diameter and hair density related to age of 1,099 women, aged 17-86, who had perceived hair loss and 315 who had no perception of hair loss. Dr. Wolf confirmed in this large study that after the mid-30s most women have both a reduction in hair density and diameter.

A small study by Dr. Damkerng Pathomvanich addressed a very important practical problem, post-op effluvium. This study included 8 hair transplant patients, 4 in the control group with no epinephrine used and 4 in the other group, which used a 1:100,000 concentration. Dr. Pathomvanich concluded that there was no significant difference between the two study groups.

Dr. John Cole presented his results of a study on 40 male patients that compared the accuracy using three different reticule sizes: 10, 50, and 100mm². In this relatively large detailed study, he concluded that density measurements were equivalently accurate with these three different reticule sizes.



Bruce Morgan, PhD, Advances in Hair Biology Lecturer



Francisco Jimenez, MD, Chair of Annual Scientific Meeting

➔ page 18

The Advanced Surgical Techniques I session, moderated by Dr. Henrique Radwanski, addressed various surgical issues. The surgical advancement of hairline in



Advanced Surgical Techniques I session, moderated by Henrique Radwanski, MD.

women versus grafting was addressed by Dr. Jeffrey Epstein, who presented patents from his 15 years of experience that included over 300 grafting patients and 25 recent flap advancements of 2-5cm. The challenge with hairline advancement has frequently been unpredictable scarring, but it has the advantage of almost instant density and requires only about 90 minutes of surgery. Also, usually it takes two grafting procedures to give satisfactory density for most females.

Dr. Antonio Ruston presented his approach to educating patients to choose a more conservative hairline by using 3-D animation of celebrities and corrective cases where hairlines were placed too low, particularly in the temporal recession.

Dr. Kun Oc presented a controversial hairline philosophy: the “normal” vs. “beautiful” female hairline. His experience and technical, artistic surgical results were certainly impressive, especially considering the increased hair caliber and black hair of Asians. Reviewing his abstract will help the reader understand his “no temporal point, 2 peak sideburns and no-peak S hairline design in women.”

Exploring the extension of donor area further anterior into the temporal area for additional grafts is very tempting. Dr. Parsa Mohebi very eloquently pointed out the advantages and disadvantages of utilizing the donor anterior to the ear.

New advances in the RTS Spreader were reported by its developer, Dr. Paul Rose. This modified instrument is designed for additional ease of insertion and added hemostasis with some undermining. This is used in an attempt to minimize transection in strip grafting.

Dr. Arvind Poswal presented the always fascinating topic of using body and beard hair for those with severely limited donor availability. He used a combination of scalp, facial, beard, chest, and even pubic areas as donor sources.

Following the ISHRS Annual Business Meeting and Service Awards, Dr. Ken Washenik moderated the finasteride session. This has been a very “hot topic” with all the negative Internet chatter and irresponsible articles recently published. Featured Guest Speaker, from the department of urology Duke University, Dr. Stephen Freedland discussed the side effect profile focusing on the ramifications of increase in the Gleason Score for prostate cancer.

Looking at alternative risks for sexual dysfunction and spermatoc abnormalities via genetic,



Finasteride Symposium Panel, with Featured Guest Speaker, Stephen Freedland, MD.

physiologic, and environmental factors were discussed by Dr. Sharon Keene.

The largest finasteride study to date conducted among Japanese males—3,177 over 3.5 years—was presented by Dr. Akio Sato and his colleagues from Kitasato University School of Medicine, Department of Plastic Surgery. In their study, 87.1% of men demonstrated improved density and 0.7% (23) stopped because of adverse reactions. This study concluded that there were no specific safety issues identified with long-term use of finasteride.

Off label use of finasteride in women has been quite common. Dr. Abdullmajeed Alajlan from King Saud University Riyadh presented a 12-month study of 52 women with androgenetic alopecia: 62% showed improvement as observed by the physician vs. 48% of the patients who thought they had improvement in density. There was no significant change in pre- or post-treatment blood work, and 1 complaint of mild transient breast tenderness.

An articulate, balanced presentation of data regarding current recommended clinical prescribing practice of finasteride was given by Dr. Ed Epstein.

Dr. Paul Cotterill moderated a session on the OPERATION RESTORE Pro Bono Program on behalf of Dr. David Perez-Meza, Chairman of the OR Committee. The session included the presentation of very interesting OPERATION RESTORE cases including burns, scars, and cicatricial alopecias. Cases were presented and various surgical options discussed by Drs. Paul Cotterill, Mark Distefano Sr., Antonio Mangubat, Ed Epstein, and Mel Mayer. All members of the ISHRS were encouraged and invited to participate in OPERATION RESTORE.

Dr. Karin Leonhardt presented a repair case, too.

The new, and very successful section, Coffee with the Experts, offered a range of 15 topics that were presented for one-on-one interaction. Four of these topics were non-CME to allow topics to be discussed, but to avoid conflict of interest issues. All tables were well attended including Chinese and Spanish speaking groups.

Dr. Bessam Farjo moderated the day’s concluding session, Advanced Surgical Techniques II.

The influence of intra-patient variability of graft length differences on depth controlled incisions was presented by Dr. Tommy Hwang. Most of us divide grafts by number of hairs per graft, but Dr. Hwang has started dividing his grafts also according to length (e.g., 4mm, 5mm, and 6mm) below the epidermis depending on the patient’s hair characteristics. It is his belief, though he provides no data, that he has less folliculitis, pitting, and cyst formation using this method.

The more unusual hair transplant patients moving grafts to the beard, chest, axilla, and pubic area was discussed by Dr. Jeffrey Epstein who presented experience of over 400 cases. Issues of aesthetic design, prolonged healing time, bump formation, and ethnic considerations were addressed. He presented experience of over 350 cases of eyebrow transplantation. Design, control of angle, and curl were emphasized.

Dr. Jennifer Martinick discussed the challenges of transplanting into scars. The most difficult seem to be those that are tethered or significantly thick. Techniques and surgical methods were presented to help increase production and naturalize results.

A micro-incisional graft removal technique was developed by Drs. Paul Rose and Bernard Nusbaum. Dr. Rose explained to the group that by using custom made blades with a blade holder incisions are made quadrangular or triangular and angled away from the graft hairs. Then using either a 19 or 20 gauge needle

the graft is freed and lifted up. This method seems to minimize scarring and maximize hair recovery.

After an intense day of learning and sharing, the Welcome Reception was a time for relaxation and renewal of old friendships and of making new ones.

FRIDAY/OCTOBER 19, 2012

Henrique N. Radwanski, MD Rio de Janeiro, Brasil
hnradwanski@hotmail.com

Friday began with a bank of workshops organized by Dr. Marcelo Pitchon, Workshops Chair. Among them, the Eyebrow Workshop, where Dr. Damkerng Pathomvanich and three fellow instructors coordinated an excellent review of the subject. Even for someone well versed in approaching this specific area of hair transplantation, this course afforded a well-organized overview, with excellent hints and pearls. A special emphasis to the newcomer was commented by all: the eyebrow should only be addressed by the experienced surgeon, since it requires rigorous planning and execution.

Dr. Ralf Paus greeted the audience with a superb presentation entitled, “De Novo Hair Follicle Formation.” With wit and humor, he managed to keep light and interesting a subject fraught with sophisticated biological concepts and difficult terminology. Clinical implications to his research were addressed, such as the intimate relationship between wound healing and hair follicles (“a complete factory in healing components”), specifically how chronic ulcers present significantly faster epithelization when subjected to follicular transplantation.

Dr. Ken Washenik gave a clear and didactic talk on the possibility that the advancement of emerging therapies will allow new opportunities to further our practice, opening new frontiers. He reported on a 10-year research project where a “cell-based hair regeneration model” has been established, with stimulation of existing hair follicles rather than neogenesis. This research is currently being approved for Phase III (i.e., clinical experience). Next, Dr. Gail Naughton demonstrated that the injection of hair stimulating complex (HSC) shows a significant increase in terminal hair count after 3 months. Questions from the audience revealed that it is still unknown if these stimulated hairs will in fact keep growing. Finally, Prof. Luis Garza approached the correlation of prostaglandins and hair growth, specifically questioning what exactly is the influence of PGD2 in the inhibition of hair regeneration. I was particularly impressed by the dynamic Q & A sessions, which demonstrated a keen comprehension of these issues by the ISHRS colleagues.

Following the coffee break, the Non-surgical Free Papers Session discussed UBM + PRP injection for correction of eyebrow hypotrichosis, with interesting, though limited, results, and high patient satisfaction. A much-awaited presentation on scalp micro-pigmentation (SMP)



Ralf Paus, MD, Norwood
Lecturer



Session on Emerging Therapies: Different Strategies to Induce Hair Growth



Non-Surgical Free Papers panel, moderated by Paul McAndrews, MD.

opened our eyes to an interesting alternative for situations such as camouflaging scars and alopecia areata, patients with thinning hair, or non-surgical patients who desire a “shaved head” look. Attention was called to lichen planopilaris as an etiology for poor growth following hair transplantation, suggesting once again that we should be alert and cautious in patient selection. A detailed description of hair bleaching served as a background to demonstrate the not-so-infrequent cases (usually in teenagers) of scarring alopecia following hair highlighting. Wrapping up the morning, a diagnostic approach to hairline design was presented, emphasizing the creative aspect of our daily practice.

The final panel of the day—How I Do It videos—brought an overview of different approaches and instruments to FUE, the “top model” of the meeting. I should commend the high quality of the films, which were excellent without exception. Discussions with the audience were sometimes heated, with tactful moderation by Dr. Bertram Ng. Extractions of large number of FUs with aspiration, and mega-sessions of FUs from non-scalp regions, were critically commented upon. Final presentations reviewed eyebrow transplantation and PRP.

SATURDAY/OCTOBER 20, 2012

Parsa Mohebi, MD Los Angeles, California, USA
parsamohebi@gmail.com

Saturday opened with a wonderful breakfast in the refreshing tropic atmosphere of the Caribbean Isle. During this networking event an international selection of physicians hosted tables covering relevant subjects regarding the advancement and improvements of hair restoration. Various doctors shared tips on how to improve business practices and the prerequisites to establishing a new hair transplant practice. A refreshing sign of the growth of the ISHRS and the outreach of the industry was the introduction of tables presenting in Korean and Spanish.

The remainder of the day included a variety of lectures and panels. The first panel discussed and reviewed controversies that are now hot topics in hair restoration surgery including donor area safety in FUE and hair growth in FUE, and also offered some very interesting studies that shed light on these topics for the very first time.

Dr. Jose Lorenzo spoke about large FUE sessions and reviewed the evaluation of the donor sites. He emphasized that by using smaller punch sizes he has seen better regrowth in donor areas. In a later segment he furthered his presentation with live patient viewing demonstrating great results from his practice. Dr. Arvind Poswal demonstrated several scenarios in which an FUE procedure can go wrong. He presented pictures of patients with poor growth, visible scars, the occurrence of cysts, and ingrown hairs in the donor area.

Dr. Aman Dua compared transection rates and other indexes in patients who had previous hair transplant procedures. Dr. Georgios Zontos illustrated the effect of the injury of the skin on donor area in FUE cases due to the acute angle of punches.



Controversies panel, moderated by Mario Marzola, MBBS.

He stressed the usefulness of the infiltration of the donor area with saline to be able to increase the angle and minimize tissue injury. Panelist Dr. William Rassman expressed his concern about FUE cases where grafts are not taken from the permanent zone. He mentioned that he believed the permanent zone is only 2.5-inches wide. Dr. John Cole questioned the permanency of the donor area in different individuals.

The next panel included Dr. Bradley Wolf's case study, which was a follow-up of side-by-side comparison of FUE and strip procedure results. He gave an update on the patient whom he presented in the previous meeting with more accurate numbers for 18-month post-op evaluation. Dr. Wolf also discussed his interesting FUE, FUT, and plucked hair study. He concluded that hair follicles harvested through FUE or strip FUT showed close resemblance, but noted that plucked hair did not show any evidence of stem cells presence.

Dr. Tejinder Bhatti talked about the rise of FUE procedures in India and discussed their advantages and disadvantages. He elaborated on the use of anagen selective FUE harvest by shaving the donor area 24 hours prior to the surgery.

Dr. Parsa Mohebi presented his study of the effects of delay in extracting follicular units on viability of FUE grafts. He completed a study on 3 patients in which FUE grafts were initially punched and then removed at 5, 30, and 60 minutes and at 4 hours. His study showed that keeping the punched grafts in the scalp longer than a few minutes may decrease the survival of the grafts. Dr. Eleftherios Papnikolaou from Greece presented a study where he compared the growth of the grafts that were removed and kept in physiologic solutions and the ones that stayed in scalp a few hours before transplantation. Dr. Mark Bishara shared his experience with robotic hair transplantation in his practice. He also had a great discussion on the legality of robotic surgery in regards to surgeon and technician involvement.

Food for thought was another interesting panel moderated by Dr. Carlos Puig. FUE vs. strip FUT and the future of hair restoration emphasizing the likelihood of co-existence of the two techniques was once more reviewed by Dr. Wen Wu. Dr. Robert True reviewed the best quality of FUE and its characteristics.

Dr. Marc Avram reviewed the new wave of complications in the follicular unit era and discussed the reasons people care about FUE complications. Dr. Bobby Limmer stressed the importance of performing hair restoration surgeries conservatively.

Dr. Sharon Keene presented epigenetic regulation and its influence on hair growth and hair loss. Dr. William Reed reiterated the importance of the environmental factors that were mentioned in Dr. Keene's presentation.

Dr. Jerry Cooley reviewed the effects of ACell based on his studies. He also reviewed his research on hair duplication using plucked beard hair. Dr. Sajjad Khan mentioned his results from plucked hair transplantation including seeing reasonable growth in the crown area as well. He selects only the plucked hairs that contain a visible outer layer in his studies. Dr. Marcelo Pitchon shared his personal experience with a preview of long hair in

which the surgeon can see the final result and adjust his technique better. He also discussed the technique of personal growth index that compares the expected result with what could be seen in reality. He said that around 10 percent of the hair transplant patients may show lack of adequate growth based on his years of experience in hair restoration. Dr. Pitchon further stated that based on his experience, the patients who have a poor index usually show similar results in their consequent procedures. Dr. William Parsley talked about the X factor that causes poor results for reasons that are beyond the doctor's work.

Dr. John Cole reviewed the applications of hair check in cross section trichometer to predict suitability of candidates for hair transplantation. Dr. Nusbaum also emphasized the usefulness of the trichometer and the fact that he uses it on a regular basis for his patients.

The Saturday afternoon session started with advanced surgical videos in which Drs. Dae Kim, Tejinder Bhatti, and Kazuhito Yamamoto presented their personal way of doing procedures and focused on strip donor closure and one- and two-sided trichophytic closure.

Dr. Marcio Crisostomo shared his method of combining strip and FUE transplants in his video and why he does it. Dr. Arvind Poswal demonstrated the method in which he extracts body follicles with a hypodermal needle. Dr. Ken Williams reviewed the advantages and disadvantages of FUE procedures using the Neo-Graft device. He stressed the negative image that could be created when a device is sold in market as a turnkey business model.

Dr. Anil Garg presented the next video in which he revealed the importance of stereotactic microscopy in preparation of the grafts. He also showed two interesting models that could be used in the training of hair technicians for slivering, cutting, and placing of grafts. Dr. Jae-Hyun Park illustrated the method of two-handed slit technique in an interesting video. The audience was then released to the final session of the day, the ever-popular Live Patient Viewing, which was organized by Drs. Nicole Rogers and Bertram Ng. Five physicians presented cases, including Drs. Jose Lorenzo, Tejinder Bhatti, Marcio Crisostomo, Michael Vories, and David Zakarias. ♦



Breakfast with the Experts

*Thank you to
our
photographers,
Dr. Kuniyoshi
Yagyu and
Mrs. Wakako
Yagyu, and our
own Elvis, Dr. Tony Ruston!*



Opening for a Surgeon at



Hair Restoration Blackrock (HRBR) currently has an opening for an additional surgeon on its current team of three surgeons. At HRBR, we provide a world class, pioneering and professional service to patients experiencing hair loss through the exceptional work of a team of surgeons, nurses, technicians and support staff based at Samson House, our state-of-the-art clinic in Blackrock, County Dublin, Ireland.


Applicants should;

- hold a Certificate of Completion of Higher Surgical Training in a surgical speciality or a diploma from the American Board of Surgery or a diploma from the American Board of Hair Restoration Surgery.
- have excellent communication skills.
- be able to instil confidence and trust in our patients.
- be interested in a career in hair transplant surgery.
- be interested in developing HRBR as a centre of excellence.
- have a track record of contributing to surgical literature and an interest in developing the academic and research side of HRBR.
- Be capable of working as part of our highly skilled, multi multidisciplinary team.

Salary commensurate with qualifications, training and experience.

If you are meticulous, motivated, forward-thinking and looking to work in an organisation which continues to be as ground-breaking as it is established and respected, then please forward your CV to **nikki@hrbr.ie** or send your CV to:

Hair Restoration Blackrock,
Samson House,
Sweetman's Avenue, Blackrock, County Dublin, Ireland.




Kenny Moriarty
Vice President

Cell: 516.849.3936

Kenny@georgetiemann.com

www.atozsurgical.com

**LED attachment
now available!**



NEW F.U.E. DEVICE

A to Z is now offering Mini Alphagraft with contra angled or straight angle; with more torque. Don't miss out call Alphagraft Hair Implant Inc. or A-Z Surgical today! Ask about FREE punches with your purchase.

www.atozsurgical.com

2012 Annual Scientific Meeting Committee

**Thank you to the 2012 Annual Scientific Meeting Committee
for a great conference!**



2012 Annual Scientific Meeting Committee

Francisco Jimenez, MD, Chair

**Robert H. True, MD, MPH,
Advanced/Board Review Course Chair**

Jonathan L. Ballon, MD, Basics Course Chair

**Marcelo Pitchon, MD,
Workshops & Lunch Symposia Chair**

Nicole E. Rogers, MD, Live Patient Viewing Chair

Bertram M. Ng, MBBS, Live Patient Viewing Co-Chair

Glenn M. Charles, DO

Jean M. Devroye, MD

Neil S. Sadick, MD

Melvin L. Mayer, MD, Immediate Past-Chair

Brandi Burgess, Surgical Assistants Chair

Paul C. Cotterill, MD, Newcomers Program Chair



2012 Annual Scientific Meeting Committee (L to R): Rashmi Unwala (Local Liaison), Marcelo Pitchon, Robert True, Francisco Jimenez, Jennifer Martinick (ISHRS President), Paul Cotterill, Jon Ballon, Brandi Burgess, Victoria Ceh (Executive Director).



The many technicians who participated on the Tissue Prep Team.



Dr. Martinick congratulates Dr. Francisco Jimenez for his efforts in chairing the 2012 Annual Scientific Meeting.

THANK YOU to the 2012 Tissue Prep Team and their Physicians!

Ailene Russell, Amy Watts, Angie Arter, Brandi Burgess, Lark Davidson Miller, and Lissa Hensley of Dr. Jerry Cooley's office; Deanne Barron and Jessica Garner of Dr. John Gillespie's office; Angie Morell, Annie Ahn, Christy Balding, Hannah Mehsikomer, Heather Stewart, Mollie Kelly, and Tina Lardner of Dr. Jim Harris's office; Diana Carmona Baez of Dr. Bill Reed's office; Margaret Dieta of Dr. Dan McGrath's office; Aileen Ullrich of Dr. Steven Gabel's office; Laura Burdine of Dr. Marc Dauer's office; Carol Wade and Shannon Surgeson of Dr. Vance Elliott's office; Salome Vadachkoria of Dr. Vazha Vadachkoria's office; Brooke Graham of Dr. Alison Tam's office; Dan Leach, Kirsten Baetz, Paiah Johnson, and Tatyana Sharkevich of Dr. Bob Reese's office; and Victor Senyk of Dr. Brad Wolf's office.

ISHRS Leadership

October 17-20, 2012 • The Bahamas



ISHRS Board of Governors

Front L to R: Jerry Cooley, Vincenzo Gambino, Jennifer Martinick, Carlos Puig, Sharon Keene.

Middle L to R: Russell Knudsen, Ken Washenik, Paul Cotterill, John Gillespie.

Back L to R: Kuniyoshi Yagyu, Arthur Tykocinski, Tommy Hwang, Alex Ginzburg, Victoria Ceh (Executive Director).



ISHRS Past Presidents

Front L to R: Paul Straub, Tony Mangubat, Robert Leonard, Marcelo Gandelman, Bessam Farjo.

Back L to R: Robert Haber, Russell Knudsen, Jerry Cooley, Paul Cotterill, Edwin Epstein.



ISHRS Executive Committee

L to R: Jerry Cooley (Immediate Past-President), Vincenzo Gambino (Secretary), Jennifer Martinick (President), Carlos Puig (Vice President), Sharon Keene (Treasurer).



ISHRS Meeting Staff

L to R: Melanie Stancampiano (Program Manager), Kimberly Miller (Registrar), Kelly Rodenberg (Registrar). *Not pictured:* Victoria Ceh (Executive Director), Jule Uddfolk (Meeting & Exhibits Manager), Amy Hein (Meeting Planner), Erin Borden (Registrar).



Global Council of Hair Restoration Surgery Societies

Front L to R: Nilofer Farjo (British, Forum Editor), Vincenzo Gambino (Italy), Bessam Farjo (British, ISHRS Ambassador), Jennifer Martinick (Australasian, ISHRS), Edwin Epstein (ISHRS Ambassador), Andrea Marliani-guest (Italy-SiTri), Carlos Puig (ISHRS), Kuniyoshi Yagyu (Japan).

Back L to R: Luis Ortega (Iberic Latin American), Paul McAndrews (ABHRS), Rajesh Rajput (India), Kapil Dua (India), Sanjiv Vasa (India), William Reed (Forum Editor), Akio Sato (Japan), Akira Takeda (Japan), Greg Williams (British), Tommy Hwang (Asian).



Meeting staff cont. L to R: Jule Uddfolk, Kimberly Miller, Melanie Stancampiano, Victoria Ceh, Erin Borden, Kelly Rodenberg, Amy Hein.

2012 ISHRS Research Grant Recipients



Evaluation of Graft Survival in Hair Transplant Patients with Frontal Fibrosing Alopecia
Jeff Donovan, MD, PhD



A Randomized, Comparative Study of Oral 5mg Minoxidil and 1mg Finasteride for the Treatment of Male Androgenetic Alopecia
Ratchathorn Panchaprateep, MD



Efficacy and Safety of Low Dose Enalapril in Minimizing Linear Donor Scars from Hair Transplant Surgery—A Randomized Double Blind Control Study
Damkerng Pathomvanich, MD, FACS and
Jocelyn Theresa P. Navalta, MD, DPDS



Pilot Study on the Effect of ACell and Autologel Platelet Rich Plasma Injections on Hair Growth in Patients with Female Pattern Hair Loss
Carlos J. Puig, DO

(1) Graft Production Survival (GPS) of Hair Grafts obtained by Donor Harvesting Technique with Donor Strips (DS) vs FUE - Multicenter Study & (2) Wound Healing and Analysis of Donor Area Harvesting with FUE Technique—
Multicenter Study

David Perez-Meza, MD (*Not pictured*)

Comparison Between the Survival Rate of Original Single Follicular Units and Single Follicles Divided from Two or Three-Hair Units

Soo Ho Park, MD (*Not pictured*)

The Effect of Cold Laser Therapy on Hair Mass as measured by Cross Sectional Diameter


Sara Wasserbauer, MD (*Not pictured*)

2012 ISHRS Poster Awards



1st Place

Dihydrotestosterone-Inducible IL-6 Inhibits Elongation of Human Hair Shafts by Suppressing Matrix Cell Proliferation and Promotes Regression of Hair Follicles in Mice
Ji-sup Ahn, MD



2nd Place

Genomics Comparison of Hair Follicles from Punch Biopsies, Follicular Unit Extractions, and Plucks
Bradley R. Wolf, MD



Best Practical Tip

Scalp Burning and Tenderness: How Important Is It to Ask during the Consultation?
Jeffrey C. Donovan, MD, PhD

2012 Awards



2012 Manfred Lucas Award
“Lifetime achievement”
Marcelo Gandelman, MD



2012 Golden Follicle Award
“Outstanding and significant
clinical contributions related to hair
restoration surgery.”
Carlos J. Puig, DO



2012 Platinum Follicle Award
“Outstanding achievement in basic
scientific or clinically-related
research in hair pathophysiology
or anatomy as it relates to hair
restoration.”
**Bessam K. Farjo, MBChB &
Nilofer P. Farjo, MBChB**



2012 Distinguished Assistant Award
“Presented to a surgical assistant for
exemplary service and outstanding
accomplishments in the field of hair
restoration surgery”
Tina Lardner

Tina Lardner with Surgical Assistants Awards Chair,
MaryAnn Parsley, RN.



**Dedicated Contributing
Member**
Kuniyoshi Yagyu, MD
Kuniyoshi Yagyu, MD with wife, Wakako
Yagyu, receiving dedicated contributing
member plaque from ISHRS president, Jennifer
Martinick, MBBS.



**Dedicated Contributing
Member**
Gholamali Abbasi, MD
Gholamali Abbasi, MD receiving dedicated
contributing member plaque from ISHRS
president, Jennifer Martinick, MBBS.



Last Man Standing Club: All 20 Meetings!

The following members were acknowledged as having attended all 20 ISHRS Annual Meetings: Paul C. Cotterill, MD, Edwin S. Epstein, MD, John D. N. Gillespie, MD, Russell Knudsen, MBBS, Robert T. Leonard, Jr., DO, Paul M. Straub, MD, Bessam K. Farjo, MBChB, Mario Marzola, MBBS, Robert S. Haber, MD, William M. Parsley, MD, Ivan S. Cohen, MD. *Not pictured:* Daniel Didocha, DO & Edmond I. Griffin, MD.

2012 Recognition

Officer and Outgoing Board Members



Dr. Jennifer Martinick accepts the president's award and pin from Immediate Past-President, Dr. Jerry Cooley.



Dr. Carlos Puig accepts a plaque for service as Vice President.



Dr. Vincenzo Gambino accepts a plaque for service as Secretary for the past two years.



Appreciation pens are presented to past-presidents Drs. Russell Knudsen and Paul Cotterill for service on the ISHRS Board of Governors.



Happy 20th Anniversary ISHRS!
The Past Presidents led the song, "Happy Anniversary" to celebrate ISHRS's 20 Years.



Dr. Jennifer Martinick toasts to a successful Bahamas conference and 20 Years for the ISHRS.

Congratulations to the Daily Evaluation Winners

The following were randomly selected as the winners of the daily evaluation incentive prize drawings! Each winner received \$100 off of an upcoming ISHRS annual meeting.

Thursday: Cary Feldman, MD

Friday: Audrey Stanley, MD

Saturday: Anil Garg, MSMCH

The online Overall Evaluation winner received \$250 off of the 2013 San Francisco Annual Meeting!

Overall Eval: Christian Schmitz MD

Thank you to everyone who completed the evaluations. We appreciate your feedback and suggestions so we can continue to improve the annual meeting.

CALL FOR ABSTRACTS

Submission Deadline:


March 1, 2013

Bridging
Technology and Art
in Hair Restoration
Surgery

Save the Date

International Society of Hair Restoration Surgery
303 West State Street, Geneva, IL 60134 USA
TEL 1.630.262.5399 or 1.800.444.2737 | FAX 1.630.262.1520
info@ishrs.org | www.ishrs.org






2012 ASM At a Glance



Platelet-rich plasma (PRP) enhances natural healing.

AutoloGel[™]
SYSTEM
Platelet-Rich Plasma Gel

Rapidly replenish the natural wound
healing environment with AutoloGel PRP.



For more information, visit www.autologel.com
or call 866.CYTOMED (866.298.6633).

Cytomedix[™]
REGENERATIVE BIOTHERAPIES

© 2012 Cytomedix™ All Rights Reserved



Cowgirl Hair Loss Workshop

ISHRS Regional Workshop
Hosted by Carlos J. Puig, DO

Houston, Texas
March 14-17, 2013

REGISTER ONLINE
www.CowgirlHairLoss.com

QUESTIONS? CALL US!
1-713-974-1808

HELPING LADIES WITH HAIR LOSS

- ★ Nearly 50% of women experience noticeable hair loss.
- ★ About 40% of women with hair loss are candidates for a surgical intervention.
- ★ Few physicians are familiar with the complex evaluation that identifies these patients.
- ★ This program is designed to organize the hair restoration surgeon's strategic approach to these ladies.

LEARNER OBJECTIVES

- ★ Recognize reasons of female hair loss.
- ★ Identify the clinical tools for female hair loss diagnosis with emphasis on hormone tests and computerized methods for scalp hair growth measurements.
- ★ Define the rules of conservatively treating women with female hair loss.
- ★ Design female eyebrow hair restorations.
- ★ Identify special intra-operative techniques necessary for success in transplanting female patients and post-cosmetic surgery patients.
- ★ Differentiate proper female hairline design from that of men to achieve more natural results in these patients.

TARGET AUDIENCE

Medical doctors with
intermediate level of skill in
hair restoration surgery.



THIS IS A PAID ADVERTISEMENT

Ailesbury

HAIR CLINIC

Ailesbury Hair Clinic Hands-on Motorized Mega and Giga Sessions FUE Surgical Training Programs And Franchising Programs

At a time when hair restoration surgery has become more and more popular, many doctors now look to establish their own Hair Restoration Clinics. Ailesbury provide affordable, hands on A-Z training programs together with Franchising options. Various clinics provide surgical training programs but do not provide the start-up assistance with staffing in the early days, staff support long term, marketing advice and support, sales advice and support, membership to a Global group with an impeccable reputation, annual staff training, specialized post procedure products and expansion assistance.

It is all well and good to learn a new technique, however few Medical Doctors have the time, staff, know-how or experience to establish and run a fully booked hair restoration clinic. At Ailesbury our training is not merely surgical, our goal for every trainee is to run a full hair restoration clinic. At Ailesbury, we combine 15 years of specialized hair restoration experience together with 18 years of sales and marketing experience. This combined effort and highly successful track record provides our affiliates with the perfect winning formula.

FUE has been an established technique within the field of hair restoration for some years now and interest has spiked over the past two years across physicians within the field.

Dr Tayfun Oguzoglu (Medical Director of AHC Dubai & Istanbul) has been performing FUT for 15 years and FUE for ten years now, starting with the manual punch extraction method and then moving on to the motorized punch extraction method. Our teams extract up to 3000 FUE Follicular Units in one procedure and focus on Mega / Giga sessions. Motorized FUE extraction requires very detailed hands on training for new users of the machine in order to ensure minimal graft transection.

Motorized FUE Training Programs:

- Hands-on training for a physician and an assistant at our İstanbul or Dublin clinic for 7 days.
- Patients consultation training, sales Power Point and surgery planning.
- Motorized FUE for Mega and Giga sessions,
- FUE+PRP treatment on surgery.
- Post-op management and post procedure treatments & products to provide your patients for 6-12 months.
- Assistance with your first surgical procedures for 2 days within your own clinic.
- Equipment list and clinic set up know-how.
- Marketing, CRM programs and management
- Telephone assistance for one year as well as help with consultations.

Franchising Programs are also available and further information can be provided by The Ailesbury team on request: info@ailesburyhairloss.com

The Training Team:




Dr. O. Tayfun Oğuzoğlu



Dr. Patrick Treacy



Lorraine Lambert



Contact info: info@ailesburyhairclinic.com, www.ailesburyhairloss.com, Phone: + 353 1.2690933.

Two Recorded Sessions from Bahamas

Two sessions were recorded that we thought the membership would find useful. We broke up the recording into small video files so it is easy for you to pick and choose what you want to view. See list below.



The recordings are available for viewing exclusively to ISHRS Members **until March 1, 2013.**

Access the video links via the Members Only section:

Finasteride Symposium

Learning objectives:

- Review the latest studies on the efficacy and safety of finasteride 1 mg in androgenetic alopecia.
- Discuss possible adverse events relating to the use of finasteride, including claims of persistent sexual dysfunction, and concerns relating to prostate cancer.
- Develop guidelines for use of finasteride in a hair restoration practice: best candidates for finasteride, type of information that should be delivered to the patient about side effects, combination therapy of finasteride with other FDA approved medications.

Introduction and Update: Finasteride Persistent Sexual Dysfunction Controversy

13:01 running time

Ken Washenik, MD, PhD, Moderator

Beyond Finasteride Side Effects: Alternate Risks for Sexual Dysfunction and Spermatic Abnormalities via Genetics, Physiology and Environment

10:54 running time

Sharon A. Keene, MD

Finasteride: So tell me doctor—are there any side effects?

18:47 running time

Stephen Freedland, MD, Featured Guest Speaker
Associate Prof. of Urology and Pathology; Vice Chief of Research, Urological Surgery; Assoc Director of Clinical Research, GU Program, Duke Cancer Institute; Editor-in-Chief, Prostate Cancer and Prostatic Diseases; North American Editor, European Urology; Durham, North Carolina, USA

Questions & Answers

16:24 running time

Finasteride in the Long Run—Surprising Data from the Sato Study

11:24 running time

Akio Sato, MD, PhD

Director of Tokyo Memorial Clinical Hirayama (invited speaker)

How Finasteride Should Be Used in a Hair Transplant Practice

11:26 running time

Edwin S. Epstein, MD & Robert M. Bernstein, MD

Questions & Answers

9:55 running time

Food for Thought

Learning objectives:

- Critically analyze how certain scientific presentations make us think twice about basic concepts that are taken for granted.
- Understand how new tools and new surgical approaches oblige us to perform a critical revision of assumed dogmas.
- Discuss new methods to objectively evaluate the outcome of HRS, and where the future of HRS is heading.

Introduction

1:50 running time

Carlos J. Puig, DO, Moderator

FUE vs FUT: What is the future?

9:47 running time

Wen Yi Wu, MD with commentary by Robert H. True, MD, MPH

The New Wave of Complications in the Follicular Unit Era

10:53 running time

Marc R. Avram, MD with commentary by Bobby Limmer, MD

Scientific Evidence That Environment, Diet and Lifestyle Contribute to Epigenetic Regulation of Hormones and Are Likely to Influence Hair Growth

11:06 running time

Sharon A. Keene, MD with commentary by William H. Reed, II, MD

Audience Q&A

11:07 running time

Updated Clinical Experience with Hair Duplication

17:04 running time

Jerry E. Cooley, MD with commentary by Sajjad Khan, MD

Personal Growth Index: Transforming the Unknown Variable Element of the Hair Transplant's Quality Equation into a Stable Constant

10:08 running time

Marcelo Pitchon, MD with commentary by William M. Parsley, MD

Application and Evaluation of the Cross Section Trichometer to Predict Suitability of Candidates for Hair Transplantation

11:12 running time

John P. Cole, MD with commentary by Bernard P. Nusbaum, MD

Audience Q&A

22:02 running time

Message from the 2013 Annual Scientific Meeting Program Chair

Robert True, MD, MPH New York, New York, USA drtrue@hairlossdoctors.com



Our 21st Annual Scientific Meeting will be held in San Francisco, October 23-27, 2013. The meeting theme is "Bridging Art and Science in Hair Restoration." The Scientific Meeting Committee is developing content that will be engaging for hair restoration surgeons of all levels of experience.

In addition to the general session, we are considering a number of workshops, symposia, and panels on topics such as Artistry and Design, Repair and Difficult Cases, Early Detection and Surgical Management of Cicatricial Alopecias, Non-surgical Treatment of Female Hair Loss, Techniques and Pitfalls of Internet Consultation, Surgical Pearls, Implanters vs. Forceps, Bio Enhancement of Hair Transplantation, Hair and Scalp Examination and Measurement Techniques, Creative Use of Social Media, and Live Patient Viewing.

On Wednesday, October 23, there will be a Basics in Hair Restoration Surgery Course and FUE Techniques Workshop(s).

To keep us informed on developing scientific concepts, we are in the process of selecting and inviting internationally renowned speakers on hair biology, tissue preservation, and hair loss treatment.



San Francisco Travel Association photo by Phillip H. Coblenz


The heart of the meeting is your participation. I invite all of you to submit up to two abstracts for inclusion in the meeting. In order to bring a new scientific rigor to presentations, for the first time we are requiring that any presentation that discusses a rate such as graft survival or transection must include a detailed explanation of the method used to determine the rate.

All abstracts will be rated blindly by the Scientific Meeting Committee. The best submissions will be assigned a presentation format—oral, video, or poster—and a presentation length. You will be required to submit your video or PowerPoint to your session moderator 6 weeks before the meeting in order to ensure that all presentations

meet learning objectives and quality standards.

Again this year there will be a Poster Review Session in the general meeting during which you must be present for discussion if your presentation has been selected for a poster.

I am looking forward to another annual meeting that is full of learning opportunities and interchange of concepts and clinical experience that will enhance our hair restoration practices and benefit our patients. ♦




COLE INSTRUMENTS


WHERE THE PUNCH DOES THE WORK!

Cole Instruments punches are the sharpest in the world. The combination of Cole Punches and the Programmable Cole Isolation Device (PCID) recently allowed Dr. Cole to surpass 5000 FUE grafts in a single day!


STANDARD PUNCH



SERROUNDED PUNCH

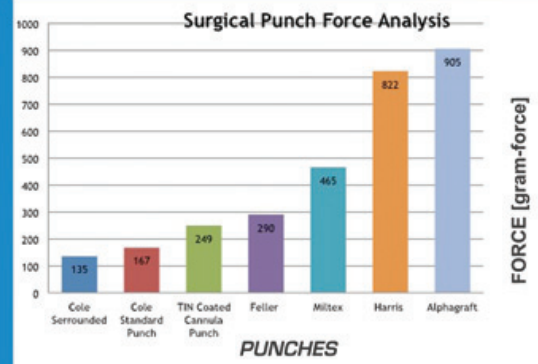


PCID



PHONE: 678-951-1255
WWW.COLEINSTRUMENTS.COM

Surgical Punch Force Analysis



Punch	Force [gram-force]
Cole Serrounaded	135
Cole Standard Punch	167
TIN Coated Cannula Punch	249
Feller	290
Miltex	465
Harris	822
Alphagraft	905

A study was done to evaluate the force required for a 1.00 mm punch to cut through a silicone sheet. The comparison of the sharpness of the different punches is shown in the graph above. It is clearly seen that Cole Punches required less force to penetrate the medium than any other punch in the market.

Surgical Assistants Corner

Ailene Russell, NCMA Charlotte, North Carolina, USA arussell@haircenter.com



Most of you know who I am. We may have met at ISHRS meetings, perhaps while I was Chair for the Assistants Program or maybe here in the pages of the *Forum*! I have been a part of the hair world for about 13 years. I work with Dr. Jerry Cooley and our awesome staff at Carolina Dermatology Hair Center in Charlotte, North Carolina.

When I was first approached about taking on this job as the Surgical Assistants Corner columnist, I hesitated and thought, this is going to be a daunting job to contact members and ask for their thoughts and contributions. Then, I thought, perhaps asking is the wrong tactic. So I am going to issue a challenge and leave you with a few thoughts.

In years gone by there have been lots of ideas bandied about at the meetings, but because we are all busy, often we don't follow through with our intentions. One idea that was offered in the past was to ask each office that has ISHRS member assistants to submit a small article. So consider this fair warning: I will be contacting members for their contributions!

The thought I would like to leave you with is, as this has been an election year in the United States, we have had a lot of

commercial and information given to us on candidates and their ideas. A little more than 4 years ago, history was made with the election here. The main theme was CHANGE...let's think about that. Change is inevitable, in everything we do—our children grow, our lives take turns, our careers mature, and we CHANGE. Change is not always easy to accomplish or implement. The new theme seems to be to MOVE FORWARD. Well that, too, can be applied in all of these situations. And in our case, in the world of hair restoration, we have certainly changed in the years since the ISHRS was first started and now we are moving forward.

The challenge is to submit a small article on how your office has changed and how you plan to move forward. What have you taken away from a meeting? Has it failed or has it become an important part of your procedure? We welcome humour as we all need laughter from time to time. I ask that everyone reading this contribute to this year's Surgical Assistants Corner. This is our voice, so let's be heard! ♦

The value of attending the annual surgical assistants program

Sara Roberts, RN Manchester, United Kingdom sara@farjo.com

On my return from the 20th Annual Scientific Meeting in the Bahamas, I began to reflect on the meeting. Some of my colleagues and I have had the privilege of attending a number of meetings, all of which have been of extreme value and assisted me greatly in my role as a surgical assistant. Prior to leaving for the Bahamas, I had no doubt that I would once again compile a bundle of notes and numerous actions to implement on my return.

The Surgical Assistants Program began with a warm welcome and introductions from the program chair, Brandi Burgess. The first session was titled "Back to the Basics" and included presentations on the history of hair transplantation, the anatomy of the hair follicle, staff training, and the role of the surgical assistant. All presentations were informative and offered an opportunity to see how other clinics approach the subject matter. The value of surgical assistants knowing the structure of the hair follicle in order to preserve grafts and hence give patients better results was a key theme. There was a clear focus on the importance of the correct training of assistants.

The second session looked at topics surrounding educating patients, the use of social media, and systems for documenting patient photographs. At the end of each session there was the chance to ask the panel questions relevant to their presentations.

Lunchtime proved valuable for informal networking. Looking around the room it was refreshing to see such a large number of people not only doing the same job as me but being passionately involved in improving our role as surgical assistants, and keen to share the day-to-day details that make the journey of our patients a much safer, more professional, and more satisfying one.

The afternoon provided valuable information related to the surgical assistant's role within the FUE procedure. There were some interesting pearls of wisdom regarding the positioning of the patient, patient shaving, and different ways of counting, assessing, and recording the follicular units. Ergonomics was also featured in this session, and the importance of good posture and taking time to stretch was demonstrated effectively.

Discussions and presentations regarding the preparation and storage of grafts were focused on towards the end of the day with notable research into the importance of the assistant's role in ensuring the quality of grafts cut and a review of different holding solutions.

One other personal highlight for me during the assistants program was a talk entitled "40 Shades of Gray," which, along with a very impressive presentation involving a cast from the audience and a number of references to a popular work of fiction of a similar title, also illustrated the importance of having an employee handbook and knowing the correct way of implementing it.

The day ended with further networking and the following days allowed me to learn more and increase my bundle of notes and expand on the "changes to implement when I get home sheet" given in the registration welcome pack.

We have recruited a number of new assistants this past year, and after attending the meeting, I came back not only enthused by the new knowledge gained, but also with a sense of privilege that I can now pass on this experience and implement change by sharing with new assistants as they embark on a diverse and interesting field. ♦

Message from the 2013 Surgical Assistants Program Chair

Diana Carmona La Jolla, California, USA karis_137@yahoo.com

Hello Everyone,

It is an honor to serve as your Surgical Assistants Program Chair for the 2013 Annual Scientific Meeting to be held at the Hyatt Regency San Francisco.

I have been working with Dr. Reed since 2004. I look forward every year to the annual ISHRS meeting to get reacquainted with colleagues and meet new friends. I encourage each and every one of you to attend this year's meeting. This year will present new developments in our field as well as provide the forum for learning and sharing knowledge with each other.




San Francisco Travel Association photo by Jerry Lee Hayes

I encourage assistants from around the world to come together and share their expertise. If speaking in front of people is not for you, there are other ways you can participate and contribute. Perhaps you can submit an article to the *Forum* or the Surgical Assistants Workbook.

If you'd like to be a part of the program, please contact me: karis_137@yahoo.com.


Looking forward to hearing from each of you! ♦





19TH ANNUAL ORLANDO LIVE SURGERY WORKSHOP

April 17-20, 2013 Orlando, FL



ADVANCING THE INDUSTRY OF HAIR RESTORATION.

sponsored by
Dr. Matt Leavitt
and the **ISHRS**
CLINIC SPONSOR
BOSLEY

PRELIMINARY PROGRAM

Cadaver Workshop Available Daily

Special Surgical Techniques

- Eyebrow and Eyelash Transplantation
- Performing 2000+ Grafts with Efficiency and Comfort for the Patient
- Temple Points
- Numerous Cutting Techniques & Implantation
- Natural Hairline Design Workshop
- FUE-How to Perform Efficiently
- Trichophytic Closures
- Coronal Incision Transplant

New Instruments/Techniques

- **ARTAS Robot- live demo**
- Punch Machine / FUE
- Special Emphasis on Dense Packing
- Newest Implantation Instrumentation
- Dissecting Microscope
- Slot Correction for Scalp Reduction
- Laser Techniques, Newest Lasers

Research Symposium

- Genetic Research
- Hairloss Medical Review

LEARNER OBJECTIVES

Upon Completion of the Program, participants will:

- Understand the basic concept of hair restoration and apply this knowledge in practice.
- Understand the development of the latest techniques in hair restoration surgery and when they are best utilized for the patient
- Evaluate the efficacy of hair loss medications and how to effectively use them in conjunction with surgery.
- Learn the various forms of alopecia, diagnosis techniques and the best approach to relevant treatments both medical and surgical.
- Comprehend the current data in genetic and medical research and its impact on hair restoration and patient care.
- Understand the various surgical techniques and their appropriate use with emphasis on follicular units, follicular extraction, scalp reductions, extenders, etc.

PROGRAM COORDINATORS & INVITED FACULTY

PROGRAM COORDINATORS

Matt L. Leavitt, D.O., Chairman and Live Surgery Workshop Founder

David Perez-Meza, M.D., Co-Chairman

Scientific Coordinators

Ken Washenik, M.D., Ph.D.

Edwin Suddleson M.D.

INVITED FACULTY

Patrick Frechet, M.D., Live Surgery Workshop Founder

Marcelo Gandelman, M.D., Live Surgery Workshop Founder

Ricardo Mejia, M.D.

Ali Abbasi, M.D.

Mohmand Humayun, M.D.

Ron Shapiro, M.D.

Alan Bauman, M.D.

Grant Kohler, D.O.

Vincenzo Gambino, M.D.

Carlos Puig, DO

Marc Avram, MD

Kenneth Siporin, MD

Roberto Trivellini, MD

David Josephitis, DO

James Harris, MD

Edwin Epstein, MD

Anthony Mollura, MD

Fernando Basto, M.D.

Jonathan Bailon, M.D.

Marco Barusco, MD

Roy Stoller, MD

Craig Zeiring, D.O.

Miguel Canales, M.D.

Chris Varona, D.O.

Eugene Rodillo, M.D.

Glenn Charles, D.O.

Gabriel Krenitsky, M.D.

E. Antonio Mangubat, M.D.

Sharon Keene, M.D.

Shelly Friedman, D.O.

Robert Reese, DO

Alfonso Barrera, MD

Robert Leonard, DO

Nicole Rogers, MD

John Schwinning, MD

Bernardino Arocha, MD

Samir Ibrahim, MD

Mark DiStefano, MD

Asim Shahmalak, MD

Erick Bouhanna, MD

Pierre Bouhanna, MD

Robert Niedbalski, DO

Michael Zufelt, DO

Mark Waldman, MD

Parsa Mohebi, MD

Jennifer Martnick, MD

Kuniyoshi Yagyu, MD

WORKSHOP DIRECTOR

Valarie Montalbano

ADVANCE REGISTRATION-LIMITED ENROLLMENT-REGISTER NOW TO RESERVE YOUR SPACE

☐ Please enroll me in the Live Surgery Workshop. Course fee: \$2075 ISHRS members; \$2375 non-members; \$875 training assistants. All major credit cards accepted.

Name & Specialty _____

Street Address _____

City _____ State _____ Zip _____ phone _____ Fax _____

email _____ credit card # _____ exp. date _____

Mail Registration to: Valarie Montalbano, Lake Faith Surgery Center, 260 Lookout Place, Suite#103, Maitland, FL 32751. No refunds 3 weeks prior to workshop. Workshop and hotel information to be sent upon receipt of registration fee. For additional information, contact Valarie Montalbano Phone: (407) 373-0700 or (321) 594-5530 Fax: (407) 333-2140; E-Mail: HValarieM@leavittmgt.com

ISHRS Annual Giving Fund 2012 year-end report

John D.N. Gillespie, MD, Chair, ISHRS Annual Giving Fund



As another year comes to a close, it has been my pleasure to once again serve as the Annual Giving Fund Chair in 2012. At the end of my second term as Chair, I am happy to share the successes of the AGF with you. One of 2012's biggest successes was that we brought 27 new donors into our donor circle. This accomplishment was especially significant because 2011 marked the end of the 5-year pledge commitment of our inaugural donors.

2012 Achievements

The ISHRS Annual Giving Fund had another positive year. Our goal was to earn \$55,500 in donations in 2012. We once again surpassed this goal with a positive variance of \$6,100. Thank you to all who contributed so generously and especially the new donors whose timely giving made this year a success. We could not have achieved our goal without you! Each of you has helped the ISHRS to conceptualize its goals and provide valuable member benefits. Your kindness and ongoing support of the Society through your AGF donation has exceeded my expectations and that of the leadership.

Proceeds from 2012's Annual Giving Fund were used to do the following:

- Support the OPERATION RESTORE Pro Bono Program:
 - 2012 funds have been used for patient expenses, as well as to garner media interest in an effort to increase awareness about the program, and about hair loss and hair restoration surgery, in general. Examples include:
 - A news release focusing on the OPERATION RESTORE case of the Ford twins' surgery with Dr. Glenn Charles was shared with prominent news organizations. One of the Ford twins was the hair donor and the other twin (hair loss due to brain tumor with limited donor availability) was the recipient. A feature story on the Ford twins, which highlighted the OPERATION RESTORE program, ran in the Lincoln (Nebraska) Star Journal on July 22, 2012.
 - Pitching the "Dr. Oz Show" (a popular U.S. talk-health show) to follow a selected OPERATION RESTORE patient through the surgical process.
- Hire an ISHRS Integrated Marketing & Communications Manager.
- Develop a new and improved ISHRS website.
- Fund an audience response system.
- Donate to the Cicatricial Alopecia Research Foundation to support cicatricial alopecia research.

2013 Goals

In 2013, we have our work cut out for us. We are still actively seeking new donors to carry the torch. It is my hope that many of you will be inspired by the important work that past donations have funded. Your future donation will help to fund the following 2013:

- Translate the patient pages on the ISHRS website into 5

additional languages (current translations include Arabic, Italian, Japanese, Korean, and Spanish).

- Move into the next phase of our integrated communications strategic plan with the goal to elevate the status of hair restoration surgery and the ISHRS via web marketing, social media, and media relations.
- Continue to Support the OPERATION RESTORE Pro Bono Program.

PLEASE CONSIDER DONATING: For those who have not yet contributed, it's easy to support the Society. If you choose to donate for 2013 and/or make another multi-year pledge, please complete the online donation form by going to <http://www.ishrs.org/ishrs-giving-fund.htm>.

Or, if you prefer, contact Kimberly Miller or Kelly Rodenberg at the ISHRS headquarters office at agf@ishrs.org with your credit card information, amount of donation, and number of pledge years. New donors will receive a lapel pin, and we ask you to wear it proudly at the ISHRS meetings.

2013 AGF Reception – Recognition of Donors

To show our recognition for 2013 donors, we will again organize the President's Annual Giving Fund Reception during the 2013 Annual Scientific Meeting in San Francisco this October. Join friends and colleagues for a memorable event in the city by the bay!

Trustee and Leadership Circle donors will each receive two (2) complimentary tickets. All donor categories may purchase additional tickets at a special price of \$90.00. For those who are not donors of the AGF, you are welcome to attend as well. Non-donors may purchase tickets at a price of \$110.00 per person.

Your generosity in giving makes a concrete statement that you support the ISHRS and its initiatives. Thank you for your consideration of a gift to the AGF. All gifts are tax-deductible within provisions of your national income tax laws. Should you need additional information, please contact ISHRS Headquarters at 1-630-262-5399. ♦

Thank You to Our 2012 Donors

The ISHRS gratefully acknowledges the generosity of the following individuals who have made donations to the Annual Giving Fund.

Trustee Circle: \$2,000

Bernardino A. Arocha, MD
Alan J. Bauman, MD
John P. Cole, MD
Mark S. DiStefano Sr., MD
Vincenzo Gambino, MD
John D.N. Gillespie, MD
Matt L. Leavitt, DO
Robert T. Leonard Jr., DO
Patrick Mwamba, MD
William H. Reed, MD
Larry J. Shapiro, DO
Sanjiv Vasa, MBBS, FRCS
Kuniyoshi Yagyu, MD

Leadership Circle: \$1,000

Timothy Carman, MD
Vance W. Elliott, MD
Edwin S. Epstein, MD
Jeffrey S. Epstein, MD
Bessam K. Farjo, MBChB
Bijan Feriduni, MD
Sungjoo "Tommy" Hwang, PhD
Grant F. Koher DO
Samuel M. Lam, MD
Bradley L. Limmer, MD
Jose Lorenzo, MD
Emorane Lupanzula, MD
Mario Marzola, MBBS
Robert Niedbalski, DO
William M. Parsley, MD
MaryAnn Parsley, RN
Damkerng Pathomvanich, MD
Rajendrashingh J. Rajput, MCh
Asim Shahmalak, MBBS,
Piero Tesauo, MD
Robert H. True, MD, MPH
Kenneth L. Williams Jr., DO
Craig L. Ziering, DO

Supporter's Circle: \$500

Jonathan L. Ballon, MD
Michael L. Beehner, MD
Robert M. Bernstein, FAAD
Glenn M. Charles, DO
Jean M. Devroye, MD
Herbert S. Feinberg, MD
James A. Harris, MD
Barry H. Hendler, MD, DDS
Sharon A. Keene, MD
Jennifer H. Martinick, MBBS
Melvin L. Mayer, MD
Gary Perrault, MD
Carlos J. Puig, DO
Nicole Rogers, MD
Cagatay Sezgin, MD
Arthur Tykocinski, MD
Jerry Wong, MD
Deg Yong Yu, MD

Contributor's Circle: \$250

Kulakarn Amonpattana, MD
Julieta Arambulo, MD
Gerlinde Barnikel
Márcio Crisóstomo, MD
Gunwant S. Dhaliwal, MD
Alaa El-Din Afi El Saharty, MBChB
Richard S. Keller, MD
David L. Phillips Sr., MD
Robert J. Reese, DO
Paul T. Rose, MD, JD
Marla Rosenberg, MD
John P. Schwinning, MD
William J. Woessner, MD

LIVE SURGERY WORKSHOP


PATIENT SELECTION & HAIRLINE DESIGN

MANCHESTER | ENGLAND

29-30 APRIL 2013



- ISHRS REGIONAL WORKSHOP HOSTED BY DR. BESSAM FARJO
- LEARN & DISCUSS SELECTION CRITERIA FOR PATIENT SUITABILITY
- CONSTRUCT HAIRLINE DESIGNS APPROPRIATELY FOR INDIVIDUAL CASES
- DISCUSS TECHNIQUES AND TOOLS FOR DONOR HARVESTING (BOTH FUT AND FUE), RECIPIENT SITES, GRAFT PREPARATION AND PLACING
- OBSERVE LIVE SURGERY IN THE OR AND INTERACT WITH THE EXPERTS
- INTERNATIONAL WORLD CLASS FACULTY
- AIMED AT BEGINNER AND INTERMEDIATE LEVEL



REGISTER NOW TO ATTEND THE
FIRST ISHRS SPONSORED LIVE
SURGERY WORKSHOP IN THE UK

VISIT THE WEBSITE FOR FURTHER DETAILS
EARLY BIRD DISCOUNTS APPLY

CLINIC SPONSOR
FARJO
MEDICAL CENTRE

WWW.UKHAIRSURGERYWORKSHOP.COM

New ISHRS Fellow Category Approved

At the October 18, 2012 Annual General Membership Business Meeting in the Bahamas, the long awaited "Fellow" membership category was approved by the membership. The current category of regular physician "Member" remains unchanged.

PROCESS TO ELEVATE TO FELLOW CATEGORY

The "Fellow" category requirements will include:

1. Must achieve 50 points or more on Scorecard, and
2. Minimum 5 years ISHRS physician Member in good standing, and
3. Minimum 5 ISHRS Annual Scientific Meetings attended.

Scorecard* categories:

1. ISHRS Physician Member in good standing (1 point per year. 5 points minimum required, 15 points maximum.)
2. ISHRS Annual Scientific Meeting attended (2 points per meeting. 10 points minimum required, 20 points maximum.)
3. Completion of ISHRS Fellowship Program (10 points)
4. ABHRS Certification (12 points)
5. Article in Peer-Reviewed Publication (2 points per article. 12 points maximum.)
6. Article in ISHRS's Hair Transplant Forum International (1 point per article. 10 points maximum.)
7. Attendance at Other Hair-Related Conference certified with AMA PRA Category 1 Credit (1 point per meeting. 5 points maximum.)
8. Presentation at Hair-Related Conference certified with AMA PRA Category 1 Credit (2 points per presentation. 10 points maximum.)
9. Teaching a University Course Related to Hair (2 points per year. 8 points maximum.)
10. Director of an ISHRS Fellowship Training Program (8 points per 5 years. 16 points maximum.)
11. President of ISHRS or any Global Council Society (3 points per society. 6 points maximum.)
12. Chairman of ISHRS Annual Meeting or any Global Council society's annual meeting, or ISHRS Regional Workshop (3 points per meeting. 6 points maximum.)
13. Editor of Forum or Peer-Reviewed Journal or Textbook (3 points per year. 9 points maximum.)

Maximum score of 139 potential points. Must score at least 50 points.

*Sample Scorecard was included with the 2013 dues statements.


Process:

- a. Member must track their points and complete and sign the Scorecard.
- b. Submit Scorecard to ISHRS Membership Committee via ISHRS HQ. By submitting the Scorecard, the member is requesting to elevate to this status.
- c. Membership Committee verifies that claimed points look accurate. If questionable, Membership Committee may request further documentation/support.
- d. Once per year, Membership Committee will forward list of accepted candidates to Board of Governors. The Board of Governors to ratify the list.
- e. After ratification, the ISHRS will notify the approved candidates of their elevation to Fellow category and will change the category in the member's ISHRS database record and online "Find a Doctor" search.

MAINTENANCE REQUIREMENTS

Once Fellow status is achieved, then a Fellow must maintain their ISHRS membership to retain the Fellow status

To obtain the blank Scorecard Excel: contact Society headquarters at info@ishrs.org. Soon the Scorecard will be posted online in the Members Only section.



Lion hair transplanter is a newly innovated and engineered choi implanter to bring more convenience to the surgeons and better results to the patients

Use implanters


- For more natural results with depth & angle control
- Avoid double placement & missing sites
- Minimize graft and scalp trauma
- Faster graft placement

Training Program

- Both FUE and FUT techniques
- Customized on-demand training program
- Training organized by HansBiomed in collaboration with Mojelim Hair Transplant Clinic

Get the Best with Lion-HT/HN

- Sharpness – Minimize Scalp trauma
- Durability – Long lasting needles
- Clip – Orientation of bevel by grip
- Sterile package for instant use



Lion needle


Implant up to 1,500 grafts in an hour

Lion - HT / HN
One step Hair Implantation

Contacts

USA : Ellis instruments
E-mail : ellisinstruments.cellis@gmail.com
Phone : +1-973-593-9222

Non-USA : HansBiomed
E-mail : shawn@hansbiomed.com
Phone : +82-2-466-2266



We share with you our
15 years experience!

Training Course in Hair
Transplantation for Physicians by
Akaki Tsilosani, MD, PhD

We brought up number of
successful start ups!

Training Program Includes:

- Theoretical course (educational DVD-Video+PPT Presentations)
- Practical work on models
- Hands on Live surgery Workshops!
- Quality and time management tools

Training Course for beginners:

- Basic principles of hair transplantation
- Harvesting donor material by extracting follicular units (FUE)
- Harvesting donor material by strip surgery (FUSS)
- Different methods of creating recipient sites
- Distribution recipient sites and direction of its creation
- Control of the grafts preparation process and its implantation

Training Course for Intermediate physicians

- Giga Sessions
- Body Hair transplantation
- Eyebrow restoration
- Beard transplant
- Long Hair Transplantation

Hair Transplantation clinic Talizi,
Tbilisi Georgia

clinic@talizi.ge; www.talizi.ge

Your success is our responsibility!

Classified Ads

Seeking Surgical Technicians/Medical Assistants

Ziering Medical is seeking experienced surgical technicians/medical assistants to join our team.
Multiple locations. Excellent working environment, compensation, salary and benefits.
Willingness to travel a plus. Searching for Full Time/Part Time/Independent Contractors.
Positions available immediately in Newport Beach and Beverly Hills, CA.
Please e-mail your résumé to hairrestorationjobs@gmail.com

Seeking Experienced Hair Transplant Technician

Experienced hair transplant technician needed at Anti-Aging & Aesthetic Medical Center near Raleigh, NC.
Flexible hours. Great working environment and benefits. Great pay. Moving Expenses.
All inquiries are completely confidential.
Please e-mail your résumé to azacco@earthlink.net.

To Place a Classified Ad

To place a Classified Ad in the *Forum*, simply e-mail cduckler@ishrs.org.
In your email, please include the text of what you'd like your ad to read. Classified Ads run \$85 per insertion for up to 70 words.
Our rate sheet can be found at the following link: <http://www.ishrs.org/ishrs-advertising.htm>



2ND MEDITERRANEAN FUE WORKSHOP
Madrid 2013 May 24 - 26

España

2nd Mediterranean FUE WORKSHOP

ISHRS Regional Workshop
Hosted by Dr. Lorenzo and Dr. Alex Ginzburg




Clinic Sponsor

Learning Objectives

- FUE Surgical Technique:
 - Compare and contrast different instruments and techniques, manual and motorized, for scoring the scalp in the FUE technique.
 - Describe individual technique of each faculty physician.
 - Differentiate methods and tools to "delivery" the follicular unit, after the scoring of the scalp.
 - Appreciate the application of intraoperative special maneuvers, necessary to treat difficult patients by FUE technique.

Faculty

Erdogan · Feriduni · Devroye · Harris · Ginzburg · Lorenzo

6 doctors, 6 ways to perform the same

- Sitting and prone positions
- Manual and motorized devices
- One and two step extraction technique
- Robotics

Register for Workshop

<http://www.2ndmediterraneanfueworkshop.com>

This 3-day workshop will focus on the specialized donor harvesting technique of follicular unit extraction (FUE). Nine live surgical procedures (7500 FU's) will be offered along with implantation with the implanter pen technique.

Several FUE techniques, methodologies and instruments will be discussed including both manual and motorized FUE.

Condition of Grafts:

STRESSED

Cause of Graft Injury:

PREVENTABLE HYPOTHERMIC STRESS

Try HypoThermosol®

PRESERVATION CHAIN® Media Products



 **BioLIFE SOLUTIONS®**
POWERING THE PRESERVATION SCIENCES

www.biolifesolutions.com



**Advancing the art and
science of hair restoration**

Upcoming Events

Date(s)	Event/Venue	Sponsoring Organization(s)	Contact Information
March 14-17, 2013	Cowgirl Hair Loss Workshop ISHRS Regional Workshop Houston, Texas, USA	International Society of Hair Restoration Surgery Hosted by Carlos J. Puig, DO www.cowgirlhairloss.com	Tel: 1-713-974-1808
April 17-20, 2013	19th Annual Live Surgery Workshop ISHRS Regional Workshop Orlando, Florida, USA	International Society of Hair Restoration Surgery Hosted by Matt L. Leavitt, DO	Valarie Montalbano, Coordinator 407-373-0700 ext. 103 HValarieM@leavittmgt.com
April 29-30, 2013	Patient Selection and Hairline Design ISHRS Regional Live Surgery Workshop Manchester, England	International Society of Hair Restoration Surgery Hosted by Bessam K. Farjo, MBChB www.ukhairsurgeryworkshop.com	Tel: +44(161)237-3517 dr.bessam@farjo.com
May 4-6, 2013	7th World Congress for Hair Research Edinburgh, Scotland	European Hair Research Society www.hair2013.org	hair2013@meetingmakers.co.uk
May 24-26, 2013	2nd Mediterranean FUE Workshop ISHRS Regional Workshop Madrid, Spain	International Society of Hair Restoration Surgery Hosted by Alex Ginzburg, MD & José Lorenzo, MD http://www.2ndmediterraneanfueworkshop.com	Regarding the Program: joselorenzo@injeritocapilar.com Tel: +34-610-0444-033 Regarding Registration: info@ishrs.org Tel: 1-630-262-5399
August 4-5, 2013	2013 FUE Palooza ISHRS Regional Workshop Denver, Colorado, USA	International Society of Hair Restoration Surgery Hosted by James A. Harris, MD Clinic Sponsor: Hair Sciences Center of Colorado www.fue-palooza.org	jlmccasky@hsccolorado.com
October 23-26, 2013	21st Annual Scientific Meeting of the International Society of Hair Restoration Surgery San Francisco, California, USA	International Society of Hair Restoration Surgery www.ishrs.org	Tel: 630-262-5399 Fax: 630-262-1520
October 27-28, 2013	Beautiful Brows ISHRS Regional Workshop San Francisco, California, USA	International Society of Hair Restoration Surgery Hosted by Sara Wasserbauer, MD www.ishrs.org	To Come
November 14-17, 2013	5th Annual Hair Restoration Surgery Cadaver Workshop St. Louis, Missouri, USA	Practical Anatomy & Surgical Education (PASE), Center for Anatomical Science and Education, Saint Louis University School of Medicine In collaboration with the International Society of Hair Restoration Surgery http://pa.slu.edu	http://pa.slu.edu

HAIR TRANSPLANT FORUM INTERNATIONAL

International Society of Hair Restoration Surgery

303 West State Street
Geneva, IL 60134 USA

Forwarding and Return Postage Guaranteed

FIRST CLASS
US POSTAGE
PAID
CHICAGO, IL
PERMIT NO. 6784

Dates and locations for future ISHRS Annual Scientific Meetings (ASMs)

- 2013: 21st ASM
October 23-26, 2013
San Francisco, California, USA
- 2014: 22nd ASM
November 12-16, 2014
Bangkok, Thailand
- 2015: 23rd ASM
September or October 2015
Washington, DC, USA
- 2016: 24th ASM
September 2016
Rio de Janeiro, Brazil